

HVDP Series Drum Pumps



FINISH THOMPSON INC.

Sealed, High Viscosity/High Head

Progressive cavity, positive displacement, mechanically sealed pump for high viscosity liquids up to 20,000 cP (HR model) or 100,000 cP (LR model).

- Features:**
- Heavy duty 316SS tube construction
 - Buna-N, FKM, and PTFE stator options
 - FDA-compliant option
 - Bellows Type 21 mechanical seal
 - Unique camlock feature for quick disassembly
 - Optional foot design for drums with liners

Camlock



Foot



HVDP-HR



HVDP-LR



Tube Lengths

27" (69cm), 40" (102cm), 48" (122cm)

Applications: Oils, resins, solvents*, waxes, adhesives, silicone, lotions, polymers, honey, juice concentrate, hair & bath gel, corn syrup, etc.

Construction Specifications

Pump Model	Construction Materials		Tube Dia. in (cm)	Discharge Size & Type	Hose Size in (cm)	Max. Temp.		Min. Temp.	
	Outer Tube	Internals				°F	°C	°F	°C
HVDP-HR	316 Stainless Steel	316 Stainless Steel, Buna-N, PTFE or FKM	2 (5.1)	1-1/2", 2" Hose Barb†	1-1/2 (3.8), 2 (5.1)	180	82	-20	-29
HVDP-LR	316 Stainless Steel	316 Stainless Steel, Buna-N, PTFE or FKM	2 (5.1)			180	82	-20	-29

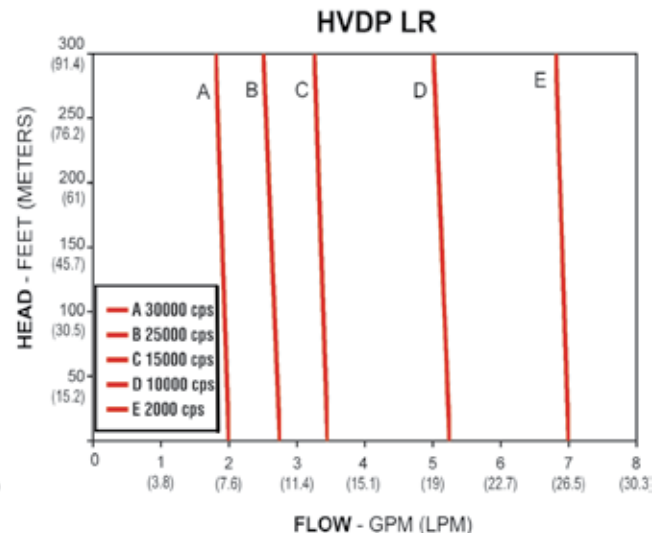
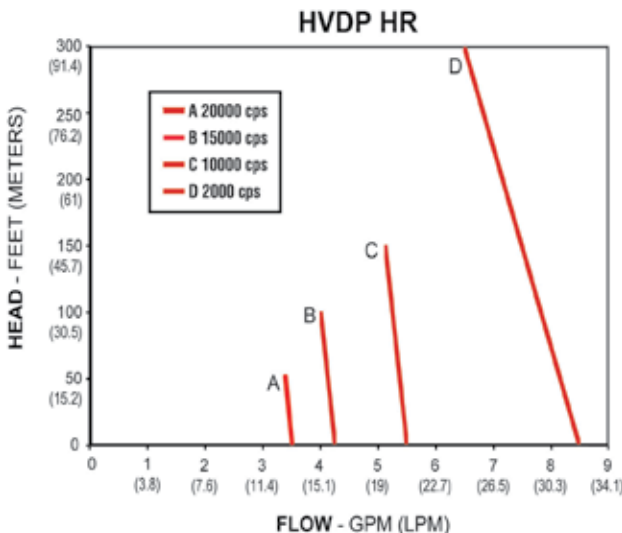
†1-1/2" tri-clamp discharge fitting available for FDA-compliant pumps

Performance Data

Pump Model	Maximum Flow**		Maximum Head**		Maximum Working Pressure	Maximum Specific Gravity	Maximum Viscosity - Centipoise (cP)	
	Electric gpm (lpm)	Air gpm (lpm)	Electric ft (m)	Air ft (m)			Electric	Air
HVDP-HR	9 (32)	N/A	300 (91)	300 (91)	120 psi (8 bar)	1.8	20,000	N/A
HVDP-LR	7 (27)	7 (27)	300 (91)	300 (91)	120 psi (8 bar)	1.8	100,000	100,000

*When pumping flammables or combustibles, use explosion proof electric or air drive motors on stainless steel tubes with static protection kit.

**Testing performed with 2,000 cP liquid at 68°F (20°C). Actual performance can vary by +/- 10%. Actual performance will decrease with increased fluid viscosity and specific gravity.



Flow rates are dependent on the properties of the fluid and its ability to flow freely into the pump intake. Expected flow rates for fluids above 30,000 cP are 1 to 3 gpm (3.8 to 11 lpm).

Need help choosing a pump?
Use the handy online Pump Selector at:
www.finishthompson.com.





HR TEFC (M58H, M59H, M59HCE)	LR TEFC (M60-M64), EXP PROOF (M67, M69)	Air (M65, M66)
--	---	--------------------------

Model	Description	Certification	Requirements	Input	Output	RPM	Maximum Viscosity cP
TEFC (Totally Enclosed Fan Cooled), IP54 Motors (see description for HR or LR model)							
M58H	Continuous duty. Variable speed. 12 ft. (3.5 m) cord and circuit breaker with manual reset. For use with HR model.	-	115V/1ph/50-60 Hz	1000 W	800 W	5000/10000	20,000
M59H			220V/1ph/50-60 Hz	1000 W	800 W	5000/10000	20,000
M59HCE		CE	220V/1ph/50-60 Hz	1000 W	800 W	5000/10000	20,000
M60	Continuous duty. 12 ft. (3.5 m) cord. For use with LR model.	*	115V/1ph/60 Hz	**	0.75 kW	3450	15,000
M61			115V/1ph/60 Hz	**	1.1 kW	3450	30,000
M62			115V/1ph/60 Hz	**	1.5 kW	3450	100,000
M63			230V/3ph/50-60 Hz	**	0.75 kW	2850/3450	15,000
M64			230V/3ph/50-60 Hz	**	1.5 kW	2850/3450	100,000

Explosion Proof TEFC Motors (for use with LR5 model)

M67	Suitable for use in hazardous areas, ideal for flammable liquids. Continuous duty.	*	115V/1ph/60 Hz	**	0.75 kW	3450	15,000
M69		*		**	1.5 kW	3450	100,000
M72		*	230V/3ph/50-60 Hz	**	1.5 kW	3450	100,000

Air Motors^{†‡} (for use with LR4 model)

M65	Lightweight. Variable speed. Operates from customer-supplied compressed air source. Muffler and control valve supplied.	CE	100 psi @ 25 cfm	-	0.55 kW	300-3,000	15,000
M66		CE	100 psi @ 70 cfm	-	1.1 kW	300-3,000	100,000

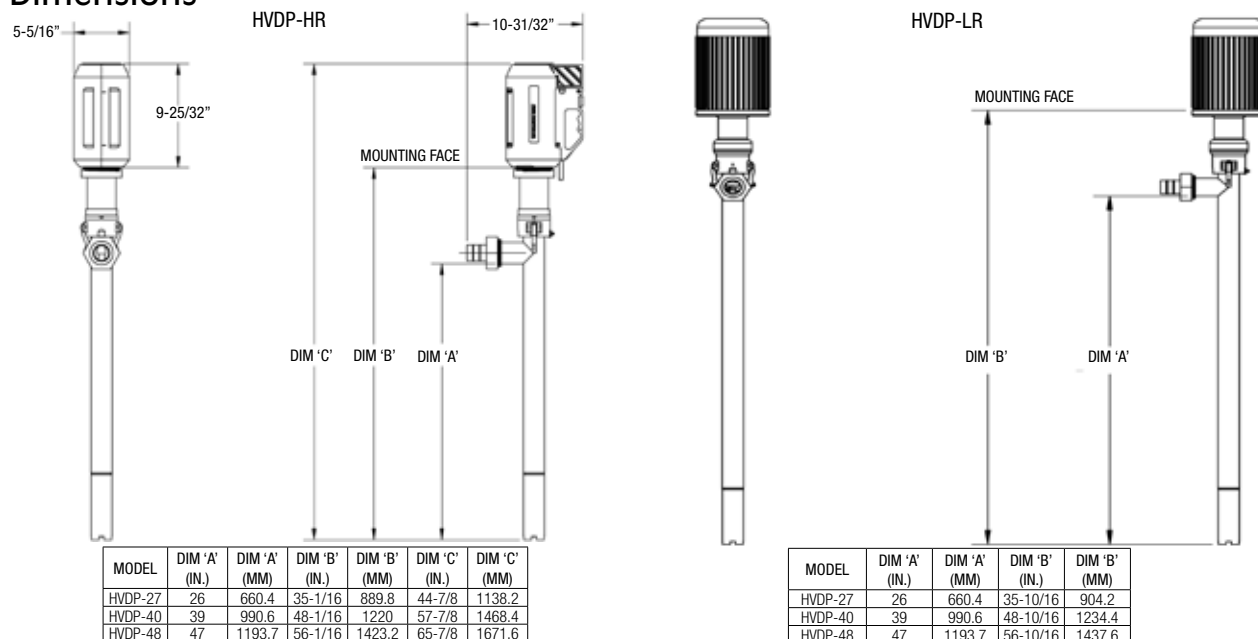
*Carries independent testing laboratory approval. **Input power for induction motors will vary by manufacturer.

†An air motor is a non-electrical device meaning possibility of explosion from igniting flammables/combustibles is reduced. Air motor performance will depend upon user's system setup.

‡Motor suitable for hazardous areas that do not require independent certification.

Note: Motor adapters are also available to permit installation of customer supplied NEMA or IEC motors.

Dimensions



Accessories

